


# security labs

## Features (SLC-1025)


- Camera type: 1/3" B/W CCD
- Video: NTSC, composite 1V p-p, 75 ohm
- Light sensitivity: .3 LUX
- Iris: auto electronic
- Resolution: 420 lines
- Lens: 3.6mm pinhole, adjustable focus
- Power: 12VDC, 125 mA



SLC-1025 & SLC-1025C  
Cameras w/ Pinhole Lens

## Features (SLC-1025C)


- Camera type: 1/3" Color CMOS
- Video: NTSC, composite 1V p-p, 75 ohm
- Light sensitivity: 4 LUX
- Iris: auto electronic
- Resolution: 380 lines
- Lens: 5mm pinhole, adjustable focus
- Power: 12VDC, 50 mA



SLC-1026  
B/W Camera w/  
8mm Lens

## Features (SLC-1026, SLC-1027)

- Camera type: 1/3" B/W CCD
- Video: NTSC, composite 1V p-p, 75 ohm
- Light sensitivity: .3 LUX
- Iris: auto electronic
- Resolution: 420 lines
- Lens: 8mm (SLC-1026), 12mm (SLC-1027)  
w/ adjustable focus
- Power: 12VDC, 125 mA



SLC-1027  
B/W Camera w/  
12mm Lens

## SLC-1025, SLC-1025C, SLC-1026, and SLC-1027 Board Cameras

Ideal for covert applications out of the box or as the base component in a custom built CCTV camera, these board cameras deliver a clear, crisp image.

Each board camera is 1"H x 1W" and weighs one ounce. The pinhole lens in the SLC-1025 and SLC-1025C cameras are able to view through a hole only 3/32" in diameter. Each camera includes a power supply, mounting hardware, and a 50' video/power cable. All board camera include a pigtail connector with a RCA video and 2.1mm DC jack for connection to the main 50' cable.